






<p style="text-align: center;">PE</p> <ul style="list-style-type: none"> <input type="checkbox"/> Create your own warm up activity or game for a PE lesson. <input type="checkbox"/> Create a gymnastics sequence at home, using what you have learnt so far at school. <input type="checkbox"/> Ask a grown up, use the internet or books to find out and record some of the key rules of the game of netball. 	<p style="text-align: center;">Maths</p> <ul style="list-style-type: none"> <input type="checkbox"/> Multiply 2-digit numbers by 2, 3 or 5: Roll a dice to make a 2-digit number. Multiply the number by 2, 3 or 5 using grid method. <input type="checkbox"/> Play on Times Table Rockstars for 20 minutes. <input type="checkbox"/> Have a go at writing your own word problems. Can you solve them yourself? (e.g. I have 12 sweets and share them between 2 friends. How many sweets does each friend get?) 	<p style="text-align: center;">English</p> <ul style="list-style-type: none"> <input type="checkbox"/> Write a diary entry from the perspective of a cave man or woman. <input type="checkbox"/> Find out more about a prehistoric creature that lived in the Stone Age. Write a detailed description including ambitious adjectives and interesting sentence openers. <input type="checkbox"/> Complete the reading comprehension task from the Home Learning tray in your classroom. Check you have the right one with your teacher! <input type="checkbox"/> Make your own dictionary of tricky words related to our topic. 
<p style="text-align: center;">Science</p> <ul style="list-style-type: none"> <input type="checkbox"/> Create your own K W L grid (what I Know, what I Would like to know and what I have learnt) based on rocks and soils. <input type="checkbox"/> Complete the Rocks and Soils revision mat from the Home Learning tray in your classroom. You could research to find out the answers that you don't know. <input type="checkbox"/> Test a rock for its permeability and buoyancy. Write down what you find out. Permeability- does it allow liquid to be absorbed? Buoyancy- does it float? 	<p style="text-align: center;">Year 3 Home Learning Grid: The Stone Age</p>  <p>Choose one activity to complete each week and hand in to your class teacher. You must complete a different activity each week, Tick off the activity once you have completed it. You do not have to complete all of the activities over the term and we will not ask for home learning to be handed in the week immediately after half term.</p>	<p style="text-align: center;">Art</p> <ul style="list-style-type: none"> <input type="checkbox"/> Make your own cave art at home, using ideas and inspiration from our Stone Age morning at the start of term. <input type="checkbox"/> Draw, collage or paint a prehistoric animal or scene. 
<p style="text-align: center;">Design Technology</p> <ul style="list-style-type: none"> <input type="checkbox"/> Design and then draw or make your own Stone Age weapon or item of jewellery. <input type="checkbox"/> Design your own Stone Age menu fit for a cave man or woman! Find out what they would have eaten. Draw a picture to go with each item on the menu and label it. <input type="checkbox"/> Build a model of a Stone Age cave! You could use cardboard, newspaper, or any recycled items. 	<p style="text-align: center;">Music</p> <ul style="list-style-type: none"> <input type="checkbox"/> Listen to the familiar children's story- We're Going on a Bear Hunt. The link is on the class pages of our school website. Create a soundscape for the story. This means creating sounds that tell the story. Here are some ideas: -For the grass "swishy swashy": run a broom/ dust pan brush along the floor. -For the river "splash splosh": shake water in a water bottles. -For the forest "stumble trip": bang a pan with a spoon. -For the snowstorm "hoooo woool!": blow into the top of an empty bottle. -For the cave "tiptoe tiptoe": bang the pan softly with a spoon. <p>https://www.youtube.com/watch?v=0gyI6ykDwds</p>	<p style="text-align: center;">History</p> <ul style="list-style-type: none"> <input type="checkbox"/> Research some artefacts from the Stone Age and have a go at drawing and labelling them. <input type="checkbox"/> Imagine you are living in the Stone Age. Can you think of and draw a symbol for each thing you may do in your day? Can you write a sentence to go with it? 