

Parent Guide

How can I use this with my children?

Your child will love solving the clues to escape from the pyramid. Simply print and enjoy!

How does this help my children's learning?

Puzzles help to develop problem-solving skills and are fun too!

Ideas for further learning:

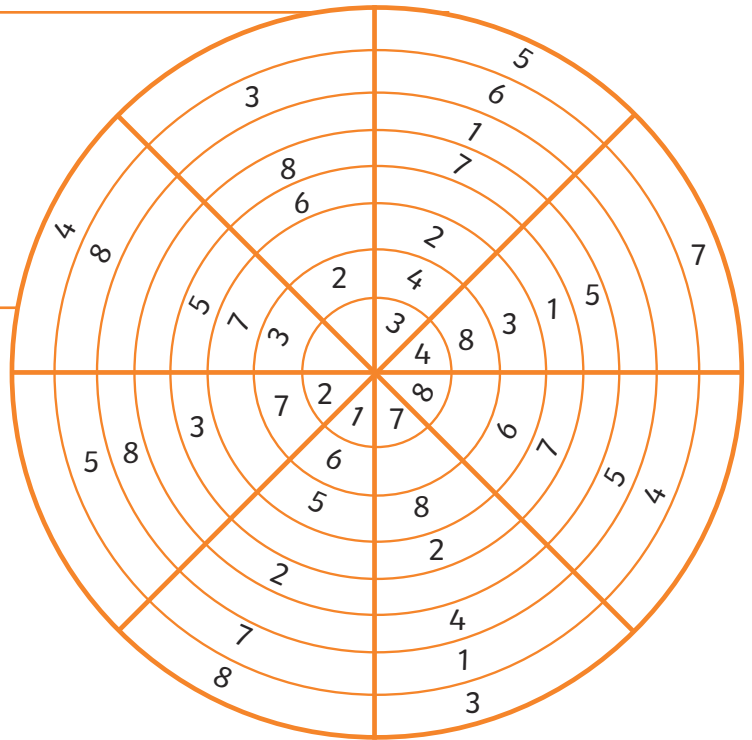
Discover more about the mysteries of ancient Egyptian pyramids with this informative UKS2 Tutankhamun Differentiated Reading Comprehension Activity.



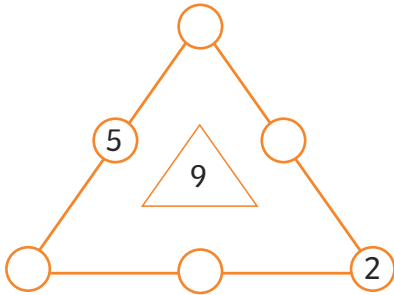
Escape the Pyramid Puzzle

Can you solve the clues to escape the pyramid?

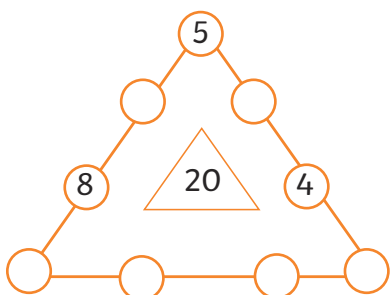
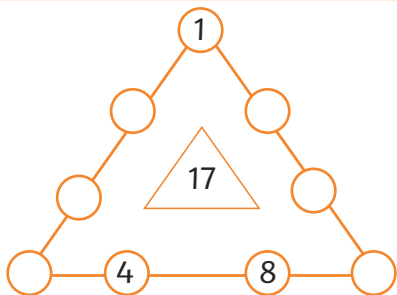
Clue 1: Can you place the numbers 1 - 8 in each concentric circle and each spoke, to solve the first clue? Each number can only be used once in each section and once in each full circle (a bit like a sudoku puzzle).



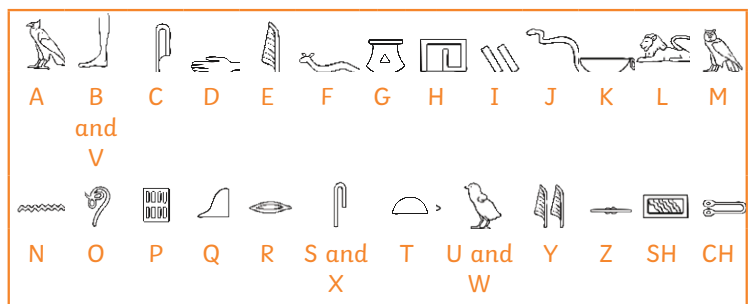
Clue 2: Can you solve these pyramid puzzles? Use the numbers 1 - 6 once. Each side should add up to 9.



Here, you need to use the numbers 1 - 9 once. Each side should add up to the number in the centre of the pyramid.



Clue 3: Use the code breaker below to help solve these puzzles.



Did you know?

The pyramids were built as ancient Egyptian tombs - places for pharaohs to be buried and a way of celebrating pharaoh's lives. Because people in Egypt at the time were often buried with some of their favourite or most valuable possessions, the Egyptian pharaohs were often buried in their tombs with very valuable items. The pyramid tombs provided protection against graverobbers. In fact, some pyramids in ancient Egypt even included fake tunnels and chambers, as well as dead ends to trick anyone who tried to sneak into them.



If you enjoyed this resource, why not try...

Free Parent Mixed Ages Taster Resource Pack

Free Times Tables Fact Fluency Practice Pack to 12

Free Parents' Taster Pack for Children Aged 5-7

Free EYFS/Reception Twinkl Handwriting Taster Pack

Free Parents' Taster Pack for Children (Birth to 5 Years)

Free Parents' Taster Pack For children Aged 7 - 11

Tricky and Common Exception Words Worksheets

Number Formation Tracing Strips 0-20

Dinosaur Addition within 10 Activity Sheet

KS1 Addition and Subtraction Maths Activity Sheets

The Very Hungry Caterpillar Pencil Control Activity

If you need us, just get in touch -
contact twinklcares@twinkl.co.uk
visit [twinkl.com/parents](https://www.twinkl.com/parents)

Explore and Discover More

twinkl