




<p>Maths</p> <p><input type="checkbox"/> Work through a KS1 Reasoning Paper. Available on our Year 2 website page. You may like to complete the paper in two halves over two weeks as there are 31 questions.</p> <p><input type="checkbox"/> We will be recapping positional language. Can you write a set of instructions to direct someone from one place to another using words such as: clockwise, anti-clockwise, straight, quarter turn, half turn, whole turn, forwards, backwards?</p> 	<p>Spelling</p> <p><input type="checkbox"/> On our Year 2 website page there is a grid of spellings using a variety of Year 2 suffixes and spelling rules. Can you practise reading and spelling these words? You may like to write them in sentences, practise spelling them with look, cover, write, check or write them in rainbow or pyramid writing. You may also like to create your own poster of the different spelling rules to teach others or to display in our classroom.</p> <p><input type="checkbox"/> You could practice spelling words using the weekly spelling focus detailed on the sticker in your yellow log each week. Can you write these words in bubble writing? Put them into sentences?</p>	<p>Reading</p> <p><input type="checkbox"/> Complete the reading comprehension paper available to download from our Year 2 website page. There are three different levels, choose which one is most suitable for you.</p> <p><input type="checkbox"/> Read a range of stories of your choice and write down a list of interesting vocabulary and sentence openers from these books. You can magpie this story language to use in your writing in school. For example: 'He climbed and climbed, higher and higher, until at last...' and 'run, run as fast as you can!'</p> 
<p>Science</p> <p><input type="checkbox"/> Plant some seeds or bulbs of your choice and observe the changes over one week or over the half term. Take photos and record the changes that you notice while it grows. (We will be planting cress seeds in school so you may like to try something different).</p> <p><input type="checkbox"/> Draw and label the parts of a plant. You could even use a real flower or plant and label each part. Use the BBC Bitesize 'What are the parts of a plant?' video to help you http://www.bbc.co.uk/guides/z3wpsbk</p> <p><input type="checkbox"/> Draw a simple food chain with animals of your choice. Can you use the correct scientific vocabulary? (predator, prey, consumer, producer). You could watch the BBC Bitesize 'What is a food chain?' video to help you: https://www.bbc.co.uk/bitesize/topics/zxfrwmn/articles/zhjxt39</p>	<p>Year 2 Summer 2</p> <p>Home Learning Choice Grid</p> <p>'Where in the world does this plant grow?'</p>  <p>Choose one activity to complete each week and hand in to your class teacher. You must complete a different activity each week, choosing from a range of subjects linked to your topic. Tick off the activity once you have completed it.</p> <p>Some resources will be available to download from our Year 2 website page. Please ask your class teacher if you would like a printed copy or any other resources.</p>	<p>Writing</p> <p><input type="checkbox"/> We will be reading the story Jack and the Beanstalk. Write a retelling of a traditional fairytale in your own words. You may like to watch one of the Debbie and Friends fairytale Youtube videos first or read a range of fairytales that you have at home and choose your favourite. A storyboard is available to print on the Year 2 page or you could write it on some lined paper if you prefer.</p> <p><input type="checkbox"/> Create an information text all about a country. You should decide what each of your sub-headings will be about e.g. Continent, food, houses, things to do etc.</p>
<p>Creative</p> <p><input type="checkbox"/> After our trip to Foxborough Farm, design a habitat suitable for an animal of your choice e.g. a pond creature or a forest creature. You may like to create this out of Lego, creative or natural materials and <u>take a photo to show us</u>. Remember to consider how your habitat will meet the basic needs of your farm animal such as food, water, warmth and shelter.</p> <p><input type="checkbox"/> Create your own "plant" out of recycled materials or art supplies. Can you label the different parts?</p>	<p>Remember...</p> <p><input type="checkbox"/> If you would like to do any additional practice, these websites are available for you to use at home any time using your own log in:</p> <ul style="list-style-type: none"> Times Tables Rockstars www.ttrockstars.com <p><input type="checkbox"/></p>	